

**URGENT  
GAMES**

Agent System

# Users

The Users window allows us to manage agent and player users, new users can be created and edited. Credit loading and withdrawal operations can also be carried out.

Everyone: Selecting this filter will display all player and agent users.

Agents: Selecting this filter will only display all agent users.

Players: Selecting this filter will only display all player users.

Hidden: Selecting this filter will display all users of players and hidden agents.

Searching field: Allows you to search for users by name. To perform the search, you must enter the name to search and press the enter key.

User	Credits	Actions
TestAgent3	\$20	+ - [edit] [delete] [lock] [eye]
TestAgent4	\$20	+ - [edit] [delete] [lock] [eye]
Testplayer	\$149.96	+ - [edit] [delete] [lock] [eye]
testsettlement	\$0	+ - [edit] [delete] [lock] [eye]
testsubagent	\$0	+ - [edit] [delete] [lock] [eye]
TestsubAgent	\$300	+ - [edit] [delete] [lock] [eye]
tp4	\$86	+ - [edit] [delete] [lock] [eye]

The Player+ and Agent+ buttons allow you to create new player or agent users respectively.

Agent tree, allows you to see the structure of the agent and subagents and in turn serves as a filter for all reports

# Users

Credits: Shows the available credits of each user.

User	Credits	Actions
TestAgent3	\$20	[+ -] [edit] [lock] [unlock]
TestAgent4	\$20	[+ -] [edit] [lock] [unlock]
Testplayer	\$149.96	[+ -] [edit] [lock] [unlock]
testsettlement	\$0	[+ -] [edit] [lock] [unlock]
testsubagent	\$0	[+ -] [edit] [lock] [unlock]
testsubAgent	\$300	[+ -] [edit] [lock] [unlock]
test4	\$86	[+ -] [edit] [lock] [unlock]

User: Displays the list of users according to the selected filter

Actions: Buttons that allow you to add or reduce credits to users.

The name of the user to be topped up and their available balance are displayed

**ADD CREDITS**

User: TestAgent2 | Credits: 183.76

Amount: 0

Buttons: +100, +1,000, +10,000

Submit

The amount must be entered manually, in numbers to be reduced or added depending on the action button selected

It allows to quickly increase or reduce the quantity of credits every 50 credits.

They allow you to increase quickly by +100, +1000 and +10000 credits

**USER INFORMATION**

**Id :** 159

**User :** TestAgent2

**Father :** TestAgent

**Role :** agent

**Agents :** 1

**Players :** 5

**Created :** 11/14/2022

**Structure :**

- TestAgent
- TestAgent2

ID: Identification Number

User: Name of the user.

Father: Name of the parent user

Role: Player or agent

Agents: Number of agents in charge

Players: Number of players in charge

Created: User creation date

Structure: Network of agents under the user

**CHANGE PASSWORD**

New Password

confirm Password

Submit

It allows you to change the user's password, you just have to enter the new user and confirm it.

**EDIT USER**

Personal Information | Permission | Commissions

test22

test2

test33@test.com

2

Submit

It allows you to edit the user's personal data and access permissions to game categories.

Hidden

Hidden: Allows you to hide or show users. Having a hidden user will only be displayed by selecting the Hidden filter button.

**LOCK USER**

Lock Reason (Optional)

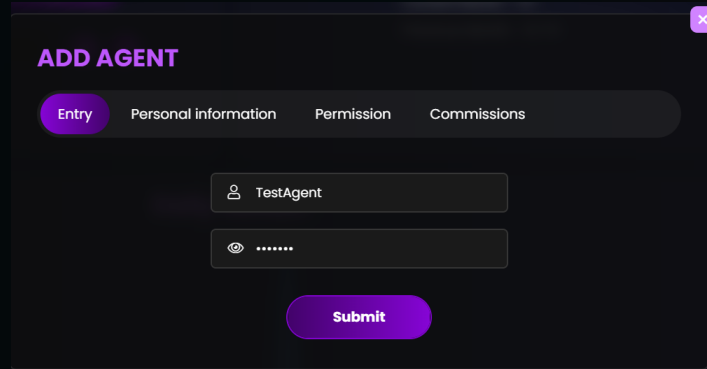
Message

Submit

Unlock

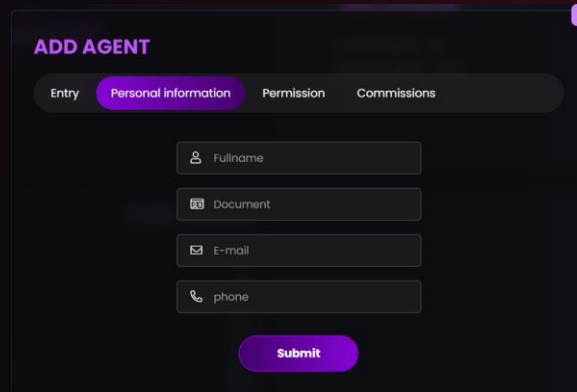
It allows you to block or unblock an user, the block prevents which user's edit.

# Add Agent



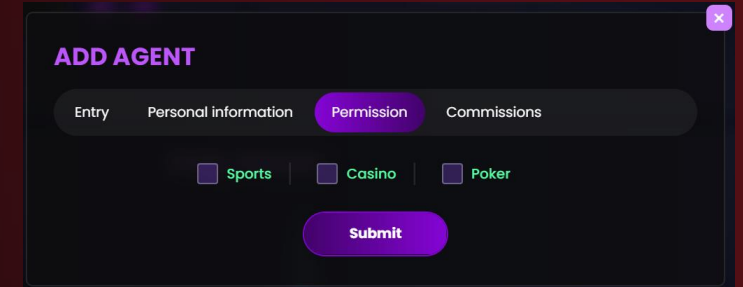
The screenshot shows the 'ADD AGENT' form with the 'Entry' tab selected. It features a navigation bar with 'Entry', 'Personal information', 'Permission', and 'Commissions'. Below the navigation bar, there is a text input field containing 'TestAgent', a password input field with a masked password '\*\*\*\*\*', and a 'Submit' button.

Entry: Allows you to enter the user's name to be created and their password



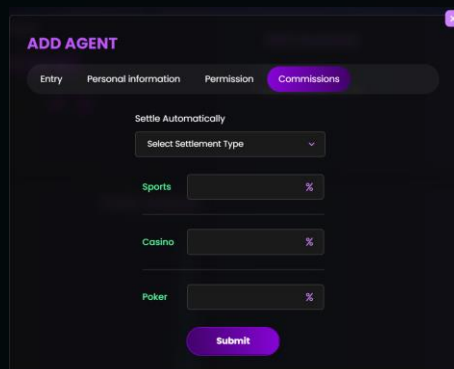
The screenshot shows the 'ADD AGENT' form with the 'Personal information' tab selected. It features a navigation bar with 'Entry', 'Personal information', 'Permission', and 'Commissions'. Below the navigation bar, there are four input fields: 'Fullname', 'Document', 'E-mail', and 'phone'. A 'Submit' button is located at the bottom.

Personal information: Allows you to enter personal data such full names, ID, email and telephone.



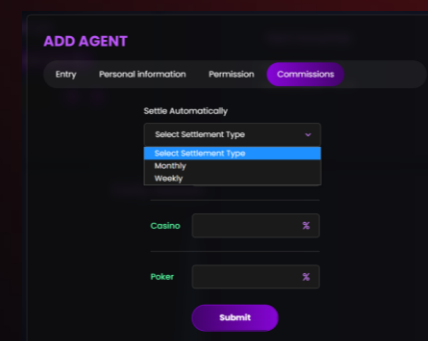
The screenshot shows the 'ADD AGENT' form with the 'Permission' tab selected. It features a navigation bar with 'Entry', 'Personal information', 'Permission', and 'Commissions'. Below the navigation bar, there are three checkboxes: 'Sports', 'Casino', and 'Poker'. A 'Submit' button is located at the bottom.

Permission: It allows to determine the accesses that the user will have, you can choose between sports, casino and poker as appropriate. Keeping a box unselected restricts access to that section on the front of the casino.



The screenshot shows the 'ADD AGENT' form with the 'Commissions' tab selected. It features a navigation bar with 'Entry', 'Personal information', 'Permission', and 'Commissions'. Below the navigation bar, there is a 'Settle Automatically' section with a dropdown menu for 'Select Settlement Type'. Below this, there are three input fields for 'Sports', 'Casino', and 'Poker', each with a percentage sign. A 'Submit' button is located at the bottom.

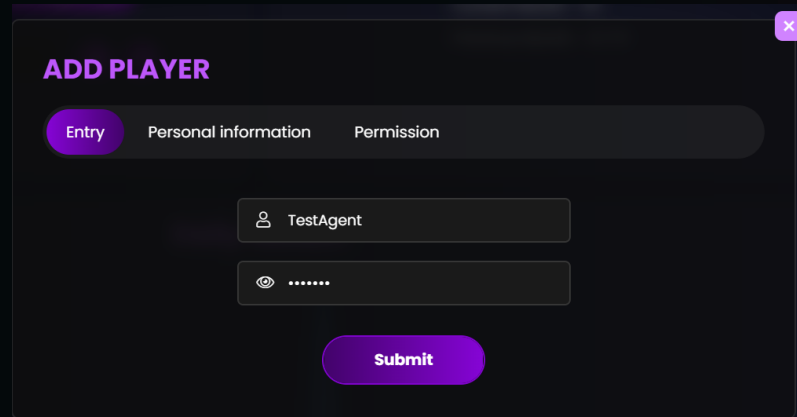
Commissions: Allows you to determine the percentage that the user will receive as a commission. To configure the commissions, values between 0% and 100% must be entered for each category of games and the automatic settlement must be selected, which can be weekly or monthly.



The screenshot shows the 'ADD AGENT' form with the 'Commissions' tab selected. It features a navigation bar with 'Entry', 'Personal information', 'Permission', and 'Commissions'. Below the navigation bar, there is a 'Settle Automatically' section with a dropdown menu for 'Select Settlement Type' that is open, showing options for 'Monthly' and 'Weekly'. Below this, there are three input fields for 'Casino' and 'Poker', each with a percentage sign. A 'Submit' button is located at the bottom.

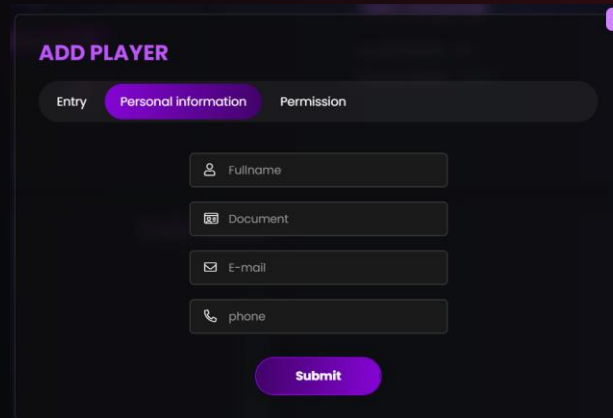
The automatic accounting settlement allows the system to calculate on a weekly or monthly basis how much is the commission result that the agent would have.

# Add Player



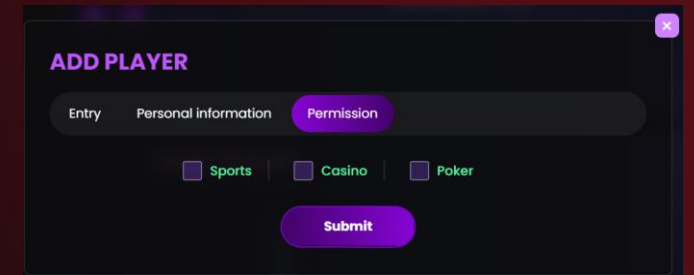
The screenshot shows the 'ADD PLAYER' form with the 'Entry' tab selected. The form has a title bar with three tabs: 'Entry', 'Personal information', and 'Permission'. Below the tabs, there is a text input field containing 'TestAgent' with a user icon on the left. Below that is a password input field with a visible password '.....' and an eye icon on the left. At the bottom right of the form is a blue 'Submit' button.

Entry: Allows you to enter the user's name to be created and their password



The screenshot shows the 'ADD PLAYER' form with the 'Personal information' tab selected. The form has a title bar with three tabs: 'Entry', 'Personal information', and 'Permission'. Below the tabs, there are four text input fields: 'Fullname' with a person icon, 'Document' with a document icon, 'E-mail' with an envelope icon, and 'phone' with a telephone icon. At the bottom right of the form is a blue 'Submit' button.

Personal information: Allows you to enter personal data such full names, ID, email and telephone.



The screenshot shows the 'ADD PLAYER' form with the 'Permission' tab selected. The form has a title bar with three tabs: 'Entry', 'Personal information', and 'Permission'. Below the tabs, there are three checkboxes: 'Sports', 'Casino', and 'Poker'. At the bottom right of the form is a blue 'Submit' button.

Permission: It allows to determine the accesses to the categories of games that the user will have, you can choose between sports, casino and poker as appropriate. Keeping a box unselected restricts access to that section on the front of the casino.

# Agent Report

The agent report provides the information of the bets placed by category of games and / or provider

Global Report: Select the date range and then press Submit to generate the report

The screenshot shows the 'Agents Report' interface. On the left is a sidebar menu with options: Statistics, Users, Global Reports (expanded), Report by Agent, Report by Player, Credits Reports, Game Reports, Finance, My Summary, and Collapse Menu. The main content area has a title 'Agents Report' and a date range selector set to 'Today'. Below this are two buttons: 'Details' and 'Submit'. The date range is defined by Start Date (01 Oct 2022), Start Time (00:00), End Date (24 Jan 2023), and End Time (00:00). A table displays the following data:

Category	Bets	Bet	Win	Netwin	Commission	Pay Amount
casino	350	\$276.69	\$334.42	-\$57.73	-\$5.77	-\$51.96
sports	3	\$45	\$34.2	\$10.8	\$1.08	\$9.72
poker	0	\$0	\$0	\$0	\$0	\$0
<b>Total payment</b>						<b>-\$42.24</b>

Category: Games Category

Bets: Number of bets placed

Bet: Total amount wagered

Win: Total amount won

Netwin: Total amount betting minus total amount won

Commission: Amount of commissions that corresponds to the agent

Pay amount: Total amount payable to the Operator

# Agent Report

Selecting the Details button allows the report and its detail by supplier to be displayed



Category	Bets	Bet	Win	Netwin	Commission	Pay Amount
<b>casino</b>	<b>350</b>	<b>\$276.69</b>	<b>\$334.42</b>	<b>-\$57.73</b>	<b>-\$5.77</b>	<b>-\$51.96</b>
Urgent Games	41	\$200.1	\$275.25	-\$75.15	-\$7.52	-\$67.64
WAC	21	\$28.05	\$14.87	\$13.18	\$1.32	\$11.86
1x2 Gaming	4	\$19	\$30	-\$11	-\$1.1	-\$9.9
KA Gaming	232	\$10.64	\$3.83	\$6.81	\$0.68	\$6.13
Mascot Gaming	44	\$11.4	\$3.67	\$7.73	\$0.77	\$6.96
Game Media Works	1	\$0.5	\$0.6	-\$0.1	-\$0.01	-\$0.09
Pragmatic Play	7	\$7	\$6.2	\$0.8	\$0.08	\$0.72
<b>sports</b>	<b>3</b>	<b>\$45</b>	<b>\$34.2</b>	<b>\$10.8</b>	<b>\$1.08</b>	<b>\$9.72</b>
BetConstruct	3	\$45	\$34.2	\$10.8	\$1.08	\$9.72
<b>poker</b>	<b>0</b>	<b>\$0</b>	<b>\$0</b>	<b>\$0</b>	<b>\$0</b>	<b>\$0</b>
<b>Total payment</b>						<b>-\$42.24</b>
Agents credits					\$523.76	
Players credits					\$235.96	

Category: Games Category

Bets: Number of bets placed

Bet: Total amount wagered

Win: Total amount won

Agent Credit: Displays the amount of credits available from all subagents

Player Credit: Shows the amount of available credits for all Players

Netwin: Total amount wagered minus total amount won

Commission: Amount of commissions that corresponds to the agent

Pay amount: Total amount payable to the Operator

# Player Report

The agent report provides the information of the bets placed by category of games and / or provider of a specific player

Select the date range and then press Submit to generate the report

**Players Report**

Today

Start Date: 01 Oct 2022    Start Time: 00:00    End Date: 18 Jan 2023    End Time: 00:00

Category	Bets	Win	Netwin	Rakes
casino	\$71.04	\$58	\$13.04	\$0
sports	\$25	\$0	\$25	\$0
poker	\$0	\$0	\$0	\$0
Loads and Withdrawals	\$87	\$275	-\$188	
Player Account Balance			\$149.96	

Last update 12-30-2022 14:44:28

Category: Games Category

Bets: Number of bets placed

Bet: Total amount wagered

Win: Total amount won

Netwin: Total amount wagered minus total amount won

Loads and withdrawals, the total loads, total withdrawals and difference of credits that the player has is shown

Player Account Balance: Number of available player credits



# Balances Report

Player or Agent Balance Report provides a history of all Agents and/or players credit movements

The report provides the detail by date, user who performs the credit transaction, the destination who receives the credits and the amount sent

To generate the report you must select the search by agent or player and the date range to search then press the submit button

The screenshot shows the 'Balances Report' interface. At the top, there are four filter fields: 'Start Date' (01 Jun 2022), 'Start Time' (00:00), 'End Date' (18 Jan 2023), and 'End Time' (00:00). Below these are two dropdown menus: 'Players' and 'Username'. There are also two checkboxes: 'Only Direct' and 'Higher User'. A purple 'Submit' button is located to the right of the filters. A tree view on the right side shows a hierarchy of agents: TestAgent, TestAgent3, TestAgent4, testsettlement, testsubagent, and TestsubAgent. A table below the filters displays transaction data with columns for Date, Source, Destination, and Amount. A white arrow points from the 'Submit' button to the 'Higher User' checkbox, and another arrow points from the 'Higher User' checkbox to the 'TestAgent' entry in the tree view.

Date	Source	Destination	Amount
12-12-2022 14:01:22	TestAgent	tp4	\$42
10-12-2022 08:30:06	TestAgent	tp4	\$2
30-11-2022 11:31:58	TestAgent	Testplayer	-\$2
30-11-2022 11:31:12	TestAgent	Testplayer	\$2
30-11-2022 11:29:10	TestAgent	Testplayer	\$2
30-11-2022 09:30:09	TestAgent	Testplayer	\$3
30-11-2022 09:27:39	TestAgent	Testplayer	\$1
30-11-2022 09:16:25	TestAgent	Testplayer	\$1
30-11-2022 09:14:55	TestAgent	Testplayer	-\$1
30-11-2022 09:11:27	TestAgent	Testplayer	-\$1

When selecting player search:

The direct only button: it is a filter that only shows the operations that have been performed directly to the user

Top user: is a filter that only shows the operations that a higher user has

When selecting agent search:

The direct only button: it is a filter so that only the operations that have been performed directly to the user are displayed

Received: is a filter so that only the operations that have been a user superior to the logged in agent are displayed

# Player History

The report provides the bet history of the player in search, you must select the date range and enter the user's name to perform the search

## Player History

Start Date: 01 Sep 2022    Start Time: 00:00    End Date: 18 Jan 2023    End Time: 00:00

testplayer

Submit

Date	Provider	Operation	Amount	Balance Before	Balance After
30-12-2022 14:44:28	KA Gaming	WIN	\$0	\$14	\$14
30-12-2022 14:44:28	KA Gaming	BET	\$0.05	\$15	\$14
30-12-2022 14:44:27	KA Gaming	WIN	\$0	\$15	\$15
30-12-2022 14:44:26	KA Gaming	BET	\$0.05	\$15	\$15
30-12-2022 14:44:25	KA Gaming	WIN	\$0	\$15	\$15
30-12-2022 14:44:24	KA Gaming	BET	\$0.01	\$15	\$15
30-12-2022 14:44:24	KA Gaming	WIN	\$0	\$15	\$15
30-12-2022 14:44:23	KA Gaming	BET	\$0.01	\$15	\$15
30-12-2022 14:44:22	KA Gaming	WIN	\$0	\$15	\$15
30-12-2022 14:44:21	KA Gaming	BET	\$0.03	\$15	\$15

Show 10 Entries

Previous 1 2 3 4 5 ... 57 Next

The report provides date information, provider, trades showing bets and their respective results, the amount wagered, the balance prior to the transaction and the new available balance

# Balance Report / Casino

Historical report of bets of the Casino category made by players, you must select the provider if desired and then enter the name and date range to perform the search

You can select all providers or by Provider name

**Balances Report**

Start Date: 01 Nov 2022 | Start Time: 00:00 | End Date: 18 Jan 2023 | End Time: 00:00

Providers: All Providers | Username: | Bet ID: | Submit

Bet ID	Date	User	Operation	Amount
1668778495388	18-11-2022 13:34:55	Testplayer	Casino Bet: Casino Loss - Riot - Mascot Gaming	\$0.15
1668778500552	18-11-2022 13:35:00	Testplayer	Casino Bet: Casino Loss - Riot - Mascot Gaming	\$0.15
1668778500990	18-11-2022 13:35:01	Testplayer	Casino Bet: Casino Loss - Riot - Mascot Gaming	\$0.15
1668778510148	18-11-2022 13:35:10	Testplayer	Casino Bet: Casino Loss - Riot - Mascot Gaming	\$0.15
1668778510148	18-11-2022 13:35:10	Testplayer	Casino Bet: Casino Win - Riot - Mascot Gaming	\$0.15
1668778510634	18-11-2022 13:35:10	Testplayer	Casino Bet: Casino Loss - Riot - Mascot Gaming	\$0.15
1668778510634	18-11-2022 13:35:10	Testplayer	Casino Bet: Casino Win - Riot - Mascot Gaming	\$0.15
1668778516756	18-11-2022 13:35:16	Testplayer	Casino Bet: Casino Loss - Riot - Mascot Gaming	\$0.15
1668778517147	18-11-2022 13:35:17	Testplayer	Casino Bet: Casino Loss - Riot - Mascot Gaming	\$0.15
1668778526000	18-11-2022 13:35:26	Testplayer	Casino Bet: Casino Loss - Riot - Mascot Gaming	\$0.15

Show 10 Entries | Previous 1 2 3 4 5 ... 67 Next

It is possible to search for a transaction with the bet ID.

The report provides information such as the bet ID, the date and time of the bet, the user, the trade and its result and the amount

# Balances Report - Sports

It is possible to search for a transaction with the bet ID.

**Balances Report**

Start Date: 01 Oct 2022 | Start Time: 00:00 | End Date: 18 Jan 2023 | End Time: 00:00

Username: | Bet ID: | Pending:  Submit

Bet ID	Date	User	Operation	Bet Amount	Result	Net Result	Possible Win
2667812495	01-12-2022 13:53:54	Testplayer	Sports Bet: Accepted	\$10	\$0	\$0	\$0
2671142559	02-12-2022 14:19:43	Testplayer	Sports Bet: Lost	\$15	\$0	\$15	\$56.4
2671166334	02-12-2022 14:25:25	tpl	Sports Bet: Won	\$20	\$34.2	-\$14.2	\$34.2

Show 10 Entries | Previous 1 Next

History report of bets of the category Sports made by players, you must enter the name and range of dates to perform the search


The pending button filters the bets that have not yet had a result

If you want to have more details about the bets made, you can do it by clicking on the ID of the bet.

# Balances Report - Sports

The detail of the bet shown includes all the information of the bet

If you want to know the detail of the bet event you must click on "show events" to display this information

 2671142559	02-12-2022 14:19:43	Testplayer	Sports Bet: Lost	\$15	\$0	\$15	\$56.4
<b>Internal ID</b>	1670000320778						
<b>Date</b>	02-12-2022 14:19:43						
<b>Player</b>	Testplayer						
<b>Type</b>	WIN						
<b>Bet</b>	\$15						
<b>Result</b>	\$0						
<b>Possible Win</b>	\$56.4						
<b>Status</b>	Lost						
<b>Events</b>	<a href="#">Hide Events</a>						
<b>Sport</b>	Football						
<b>Category</b>	World						
<b>League</b>	World Cup						
<b>Event</b>	South Korea - Portugal						
<b>Close</b>	02-12-2022 15:00:00						
<b>Market</b>	Match Result						
<b>Selection</b>	Draw						
<b>Live</b>	No						
<b>Time</b>	02-12-2022 17:00:00						

# Financial Agents - Operations

This screen shows the sub-agent users and the balance of money they have, when the balance is positive it means what the user must pay to the Agent and when it is negative it is that the agent owes to the sub-agent user.

**Financial Agents**

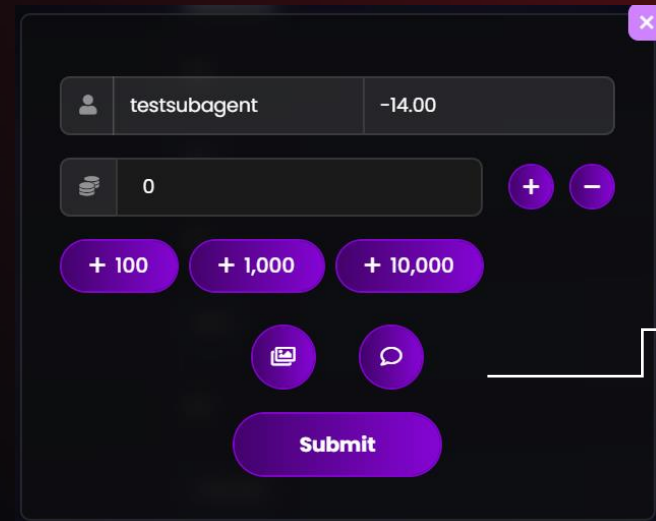
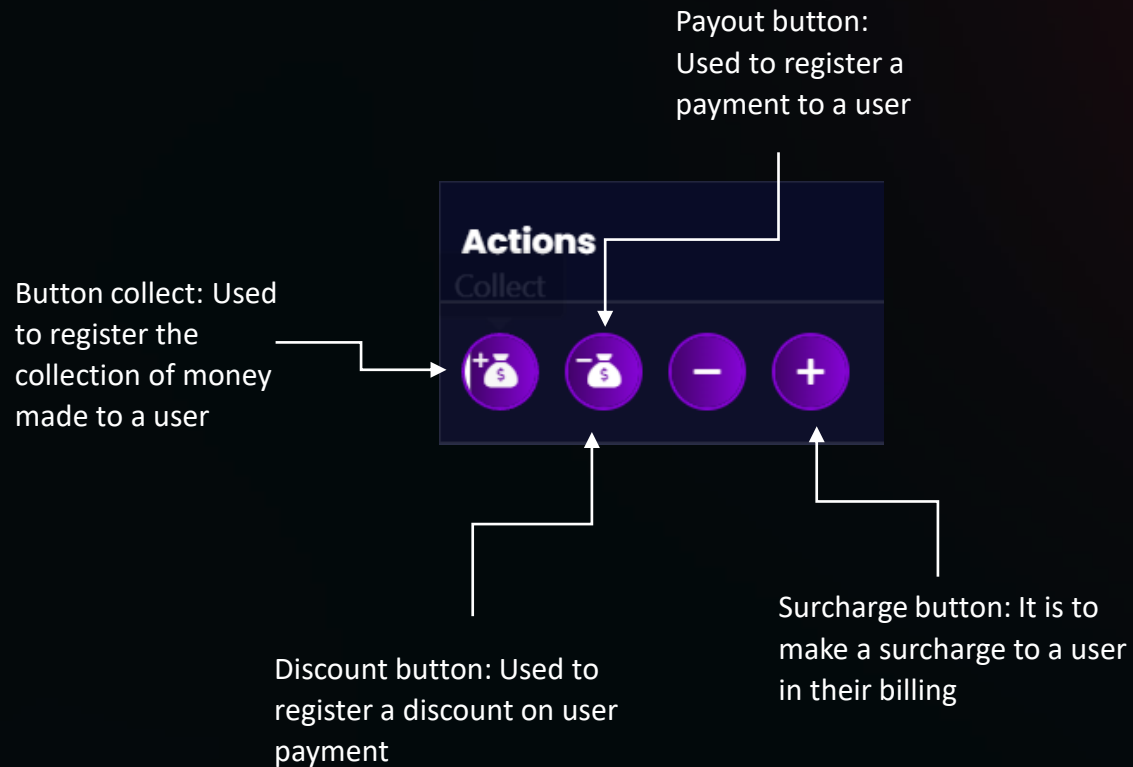
Q Username... **Submit**

User	Balance	Actions
testsettlement	\$0	+ - - +
TestAgent4	\$0	+ - - +
TestAgent3	\$0	+ - - +
testsubagent	-\$14	+ - - +
TestsubAgent	\$0	+ - - +
TestAgent2	-\$76.48	+ - - +
<b>Total payment</b>	<b>-\$90.48</b>	

There are action buttons to perform operations: Discount, surcharge, collect and payment

# Financial Agents - Operations

Clicking on the action buttons will open a window to enter the amounts.



It is possible to attach an image and/or comment for each operation performed

All action windows have a format similar to this image, depending on the selected button you must enter the amount, and optionally an attached image and a comment.

# Agents Balances

The report provides a history with all the financial operations of the user in search. Discount, surcharge, collect and payment.

## Agents Balances

Start Date: 01 Dec 2022    Start Time: 00:00    End Date: 18 Jan 2023    End Time: 00:00

All Agents    All Operations    **Submit**

Date	User	Operation	Amount	
02-01-2023 00:00:03	TestAgent2	Closing casino	-\$0.09	
02-01-2023 00:00:03	TestAgent2	Closing sports	-\$12.78	
14-12-2022 13:23:23	TestAgent2	collect	-\$0.4	
13-12-2022 13:46:26	TestAgent2	collect	-\$152	
13-12-2022 13:11:25	TestAgent2	payout	\$76	
13-12-2022 13:09:52	TestAgent2	surcharge	\$50	
13-12-2022 13:09:43	TestAgent2	discount	-\$50	

You can select the agent, operations and date range to perform the search

Depending on the configuration of the user's commissions, an automatic accounting settlement will be obtained (weekly or monthly depending on the configuration of the Sub-agent user. This allows the system to generate a closure for each category of games and show how much the Subagent should pay to the master agent and/or operator



# Financial Players

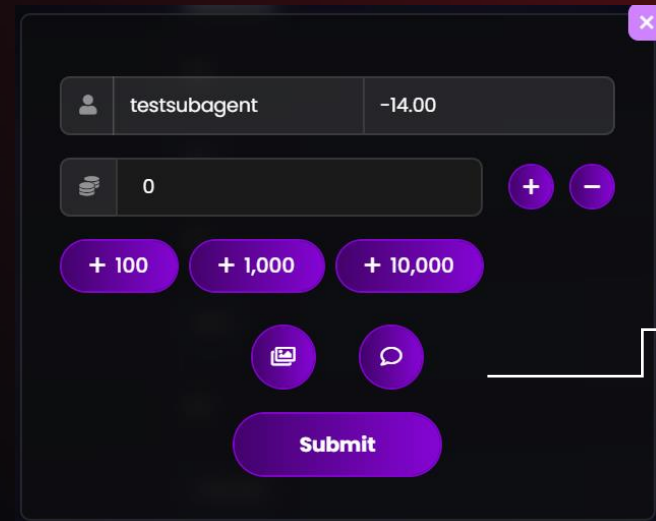
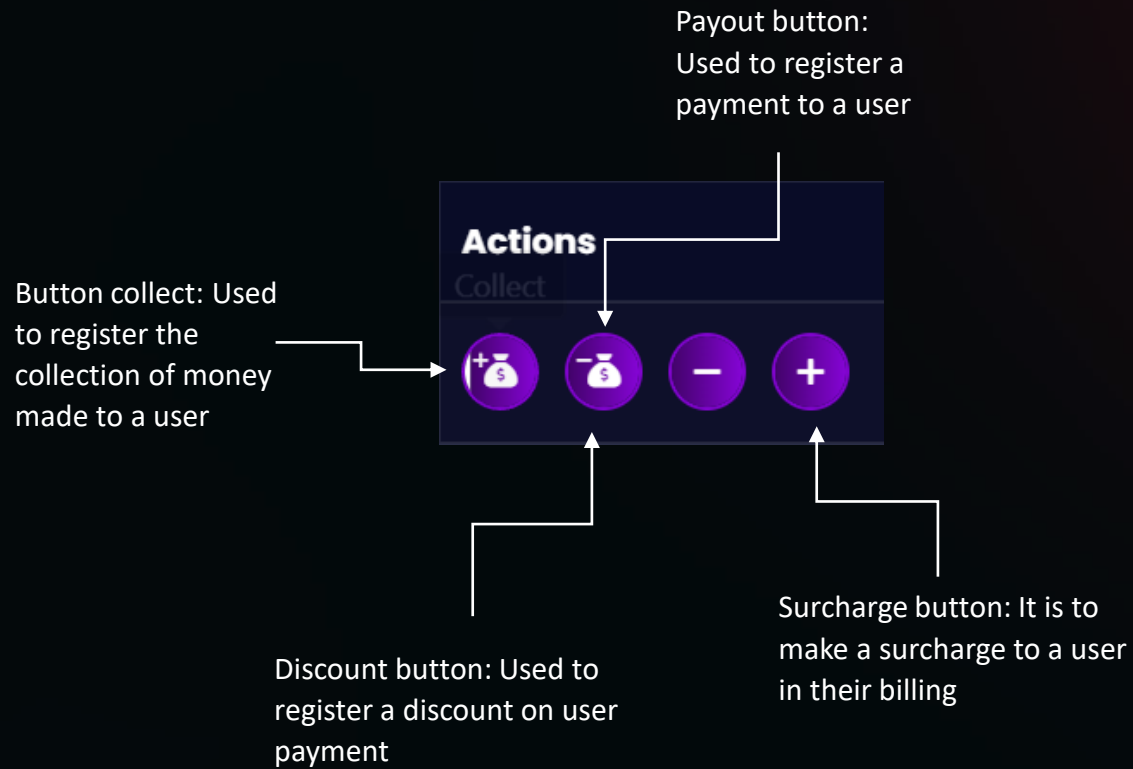
This screen shows the player users and the balance of money they have, when the balance is positive it means what the user must pay to the Agent and when it is negative it is that the agent owes to the player user.

User	Balance	Actions
tp4	\$83	
Testplayer	\$124	
tp1	\$100	
<b>Total payment</b>	<b>\$307</b>	

There are action buttons to perform operations: Discount, surcharge, collect and payment

# Financial Players - Operations

Clicking on the action buttons will open a window to enter the amounts.



It is possible to attach an image and/or comment for each operation performed

All action windows have a format similar to this image, depending on the selected button you must enter the amount, and optionally an attached image and a comment.

# Players Balance

The report provides a history with all the financial operations of the user in search

## Players Balances

Start Date

📅 01 Nov 2022

Start Time

🕒 00:00

End Date

📅 18 Jan 2023

End Time

🕒 00:00

All Players

All Operations

Submit

Date	User	Operation	Amount	
12-12-2022 14:01:22	tp4	Add Credit	\$42	
10-12-2022 08:30:06	tp4	Add Credit	\$2	
01-12-2022 08:18:19	tp4	collect	-\$3	
01-12-2022 08:17:50	Testplayer	collect	-\$2	
30-11-2022 11:31:58	Testplayer	payout	\$2	

# Players Balance

The My summary window gives us a summary of the accounting closures of each category of games of the logged agent user

## My Summary

Payment: **-\$42.23**

Date	Operation	Amount	Balance	
01-01-2023 00:00:06	Closing casino	\$6.04	-\$51.95	
01-01-2023 00:00:06	Closing sports	\$9.72	-\$42.23	
13-12-2022 08:05:57	Closing casino	-\$58	-\$58	

Show  Entries

Previous **1** Next

**URGENT  
GAMES**

White Label Solution